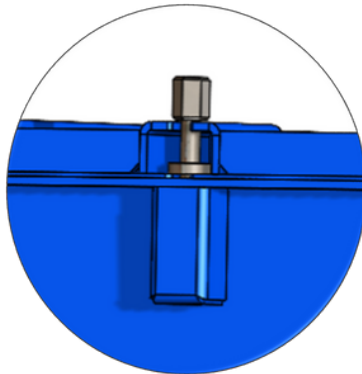
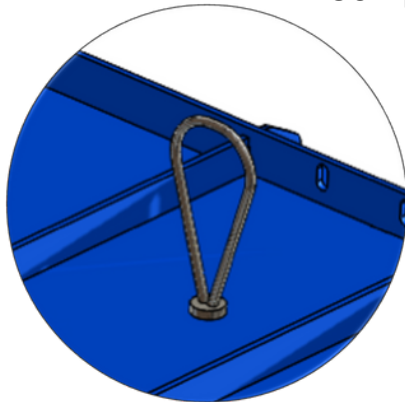
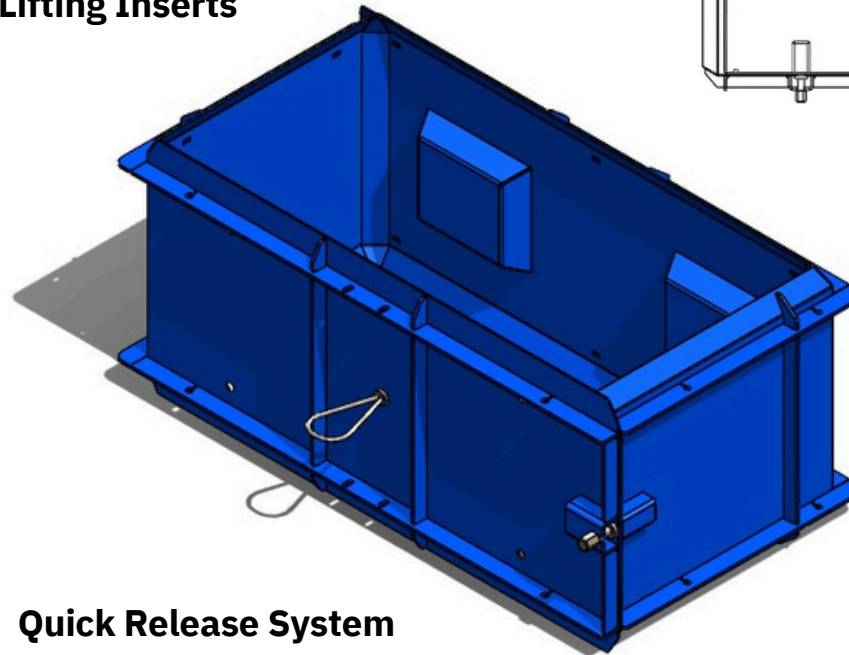


Flat Top Block Moulds

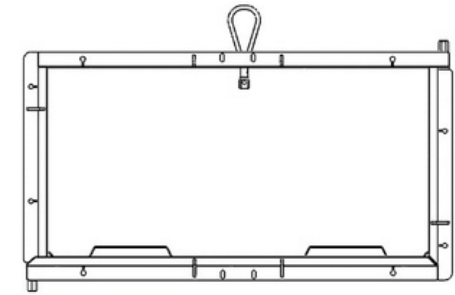
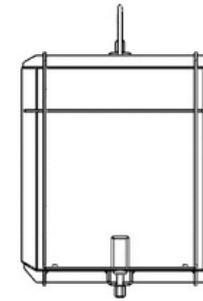
**Compatible With Concrete
Lifting Inserts**



**Quick Release System
For Splitting Moulds**

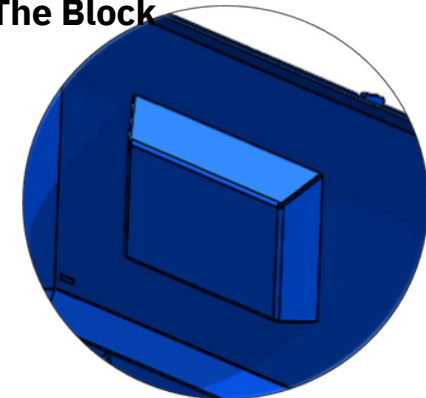


Smooth Top Face



1410L x 680W x 700H

**Interlocking
Design On The Base Of
The Block**



TYPICAL USES OF BLOCKS:

- § Storage Bays For Aggregates / Agricultural / Scrap Merchants,
- § Recycling Centres For Material Segregation,
- § Traffic Calming / Road Barrier,
- § To Provide Security Boundaries

Compatible With:

Kelly Blocks Half Blocks Stair Blocks

Data for blocks produced from the moulds.

Mould No.	Size / mm	Mass / kg	Volume / m3	No. of Lifting Points
BMF-1410-1	1410	1575	0.66	1

Cabragh Engineering

www.metfinngroup.co.uk